

Curadorm Comfort

The stable standard nursing bed

Max.
patient
weight
135 kg

Safe
working load
175 kg


Available in
3 widths and
3 lengths

Height
adjustment
range
33 – 83 cm or
40 – 90 cm



◀ With the Curadorm Comfort control, the comfort position can be selected at the touch of a button, in which the legs and upper body are raised simultaneously.

▶ The integrated step-by-step locking mechanism at the foot end ensures that a high leg position can also be achieved without external help by using the hand control.






The **Curadorm Comfort** is the entry-level model in the stable and comfortable class of scissor lift systems. Durable materials and high-quality workmanship ensure a long product life when used at home or in care facilities. Easy operation and safe operation at any height are the special features of the Curadorm Comfort.

Product details

- | Single nursing bed for use in a nursing home or at home
- | 3 widths: 90, 100 or 120 cm
- | 3 lengths: 200, 210 or 220 cm
- | Under-bed clearance: 19 cm
- | 4-section lying surface with wooden slats (for 90 and 100 cm width) or with metal grids (120 cm width)
- | Patient lifting pole with grab handle (optional)
- | Hand control with 4 functions and single function lock
- | High-quality Linak motor system

Product images



The product images on this page show the design of the standard nursing bed in the 90 cm and 100 cm variants. The final product changes visually due to optional equipment ("Extra equipment/optional" on next page), such as side rail coverings made of imitation leather or fabric. In addition, the 120 cm version of the bed differs visually by other head and foot boards as well as a lying surface made of metal grids. If you have any questions regarding an order, please do not hesitate to **contact** us .

Technical data

- | Mattress width: 90 – 120 cm
- | Mattress length: 200 – 220 cm
- | Bed height: 33 – 83 cm / 40 – 90 cm
- | Max. patient weight: 135 kg
- | Safe working load: 175 kg

Extra equipment / optional

- | Width: 90 cm
- | Width: 100 cm
- | Width: 120 cm
- | Length: 200 cm
- | Length: 210 cm
- | Length: 220 cm
- | Height adjustment range: 33 – 83 cm
- | Height adjustment range: 40 – 90 cm
- | Easy EX stand-up aid (NS-035-0)
- | Easy EX light stand-up aid (NS-035-LC)
- | Removable headboard (NS-048-5)
- | Removable footboard (NS-048-5)
- | Side rail cover imitation leather (NS-049-1)
- | Side rail cover fabric (NS-049-0)
- | Side rail height extension
- | Infrared control
- | Patient lifting pole 3-legged with grab handle (NS-261-0)
- | Patient lifting pole with grab handle
provides secure and stable support to make it
easier to sit up or change position in bed