

Levatrain Max

The standing device for obese patients

standing devices




Suitable for
XL wheelchairs

Pneumatically
assisted
**table height
adjustment**

Wider
**stainless steel
handrails**

Max.
**patient
weight
200 kg**





◀ Both the stainless steel handrails and the base frame of the Levatrain Max are particularly wide, so that access with XL wheelchairs is possible and obese patients can be accommodated easily.


The **Levatrain Max** was specially developed for obese patients. The reinforced footplate and wider, highly stable frame for XL wheelchairs allow patients weighing up to 200 kg to stand firmly.

Product details

- | Table cut-out with ergonomic belly pad
- | Parallel height adjustable handrails
- | Reinforced foot plate with heel cups and toe fixation
- | Electric belt system
- | Lift support harness (size S, M, L or XL)
- | Sturdy, extra wide tubular steel construction in anthracite grey
- | Particularly wide access area
- | Wooden elements made of multiplex with high-strength HPL coating
- | Swivelling rear wheels
- | 4 double swivel castors with total locking

Product images



The product images on this page show the standard version of the standing device. The final product changes optically due to optional equipment ("Extra equipment/optional" on next page), such as a 4-piece table edge made of beech. If you have any questions regarding an order, please do not hesitate to contact us .

Technical data

- | Total length: 100 – 103 cm
- | Table width: 64 cm
- | Total width: 84 – 89 cm
- | Table length: 58 cm
- | Tie bar height: 80 – 89 cm
- | Patient weight: 200 kg
- | Tie bar width: 57 cm
- | Min./Max. patient size: 140 – 220 cm
- | Table height: 100 – 132 cm

Extra equipment / optional

- | Lift Support harness „S“ (KR-608-X)
- | Lift Support harness „M“ (KR-607-X)
- | Lift Support harness „L“ (KR-606-X)
- | Lift Support harness with rubber (KR-604-NO)
- | Lift Support harness with sitting assist
- | Lift Support harness with bigger bottom
- | Lift Support harness with reinforced bottom up to 200 kg „XL“ (KR-689-X)
- | Lift Support harness with reinforced bottom up to 200 kg „L“ (KR-686-X)
- | Support bar with hip pads (KR-620-X)
- | Upper body support incl. headrest (KR-631-X)
- | Table top can be moved horizontally (KR-710-X)
- | Breast pad 15 cm (KR-744-X)
- | Breast pad 25 cm (KR-745-X)
- | Knee pads extra soft (KR-801-X)
- | Adjustable XL knee pads (KR-850-X)
- | Heel Velcro (KR-805-X)
- | Battery box (KR-703-X)
- | Table edge beech, 4-piece (KR-602-X)
- | Foot plate elevation