

special beds and nursing beds



Catalogue 2023

That's us!



At ISKOMed, we source precision stainless steel elements exclusively from manufacturers in Germany. Further processing takes place in our factory in Bayreuth, where we always keep an eye on quality.

Fully customised on enquiry: Many of our products are also available as custom-made products. Our experienced team ensures the high quality and necessary precision of our high-quality medical products.



We work hand in hand, from development to shell production to final assembly, always in close coordination with the management. That way, we ensure the consistently high quality of our products.

A better quality of life with ISKOMed

ISKOMed, the brand of ISKO Koch GmbH, is synonymous with first-class care: for over 25 years, we have been developing and manufacturing care and special beds, examination and treatment tables, standing devices and mobility aids that are used in inpatient and home care as well as in rehabilitation.

When developing our products, we focus equally on patients and care and therapy staff. We pursue our goals with experience and passion: maximum comfort and thus a better quality of life as well as relief in daily work.

First-class from idea to product

ISKOMed stands for the highest quality in accordance with German and EU specifications: Our products are manufactured according to European guidelines in Bayreuth, among other places, and fulfil the strict requirements of the MDR. This applies both to our standard range and to customised solutions.

We attach great importance to individuality, because every person is different. That's why you can also order products from ISKOMed that are precisely adapted to the patient and their specific needs.

ISKOMed: Medical products that are known for their durability, safety and stability. You can rely on it.

Product overview

special beds and nursing beds

	mattress width [cm]	mattress length [cm]	subsequently extendable	bed height [cm]
Rotadorm Care	85	200/210/220	●	40 - 80
Rotadorm Low	85	200/210/220	●	34 - 78
Rotadorm Max / Rotadorm Max Low	100	200/210/220	●	40 - 80/34 - 78
Rotadorm Mobil	90	200/210	●	31 - 81
Multidorm Mobil	90	200	●	40 - 80
Multidorm Max	120	220	●	43 - 80
Multidorm Flex	90/100	200/210/220	●	40 - 80
Multidorm Dekuflex	110	205	●	44 - 82
Curadorm Comfort	90/100/120	200/210/220	●	33 - 83/40 - 90
Curadorm Pro	80/90	200/210/220	●	32 - 82
Curadorm Max	90/100/120/140	200/210/220	●	40 - 80
Belladorm Comfort / Belladorm Pro	80/90	200/220	●	20 - 60/40 - 80
Belladorm Max	120	200/220	●/●	22 - 62/40 - 80
Belladorm Duo	2 x 90	200	●	36 - 76
Curadorm Vario	80 - 90/90 - 100	190/200	●	31 - 87
Rotadorm Vario	85	200/220	●	40 - 80

	max. patient weight [kg]	safe working load [kg]	stand-up function	standing function	patient lifting pole	central brake	lateral positioning	side rails	Trendelenburg / anti-Trendelenburg	aid numbers	
			● yes	● no	● yes	● no	● yes	● no	● yes	● no	● optional
	135	175	●	●	●	●	●	●	●	●	p. 8-9
	135	175	●	●	●	●	●	●	●	●	p. 10-11
	180	220	●	●	●	●	●	●	●	●	p. 12-13
	135	175	●	●	●	●	●	●	●	●	p. 14-15
	135	175	●	●	●	●	●	●	●	●	p. 16-17
	260	325	●	●	●	●	●	●	●	●	p. 18-19
	135	175	●	●	●	●	●	●	●	●	p. 20-21
	135	175	●	●	●	●	●	●	●	●	p. 22-23
	135	175	●	●	●	●	●	●	●	●	p. 26-27
	170	210	●	●	●	●	●	●	●	●	p. 28-29
	220/260/350	260/300/390	●	●	●	●	●	●	●	●	p. 30-31
	170	210	●	●	●	●	●	●	●	●	p. 32-33
	220/280	260/320	●	●	●	●	●	●/●	●	●	p. 34-35
	2 x 135	350	●	●	●	●	●	●	●	●	p. 36-37
	135/220	175/260	●	●	●	●	●	●	●	●	p. 40-41
	135	175	●	●	●	●	●	●	●	●	p. 42-43

Special beds

Product finder

Find the right bed for your requirements quickly:
www.iskomed.de



The programming handset, the control unit for the service staff of stand-up beds, is one of the highlights of ISKOMed products.

With this remote control, which is customised to the bed, and the specially programmed control unit, the stand-up bed can be adjusted precisely to the patient's needs.

During programming, the patient's anatomy and well-being in the individual positions that the bed assumes when getting up are specifically taken into account.

Special beds are becoming increasingly popular in the care sector. They offer patients more comfort, health benefits and variety in everyday life, while at the same time relieving the burden on carers thanks to numerous practical functions.

In our range, you will find tried and tested solutions in the area of stand-up beds, standing beds, stand-turn beds and folding beds that offer maximum stability and a long service life. They are suitable for use in care homes, homes for the disabled and rehabilitation centres, as well as in home care.

Rotadorm stands for stand-up beds in various designs. The Multidorm Flex is one of the bestsellers for passive vertical mobilisation with integrated standing function.

The mobile versions of the Rotadorm and Multidorm series were developed for short-term use at home or in care homes. Both can be transported in a space-saving manner thanks to their small packaging dimensions.

The special beds on the following pages are shown in the standard version with a beech look and some optional accessories. You can easily configure these on our website. We would also be happy to visit you with our ISKOMed show car to convince you of the benefits of a Rotadorm Care bed.

At ISKOMed, we attach great importance to customised solutions that meet the needs of patients and carers alike. In addition to a wide range of optional accessories, we also realise special enquiries, whether for the size of the lying surface, material or design. Our team will be happy to advise you!

Rotadorm Care

The classic stand-up bed

Max.
patient
weight
135 kg

Safe
working load
175 kg

In 3 lengths:
200, 210 and
220 cm

Direction
of rotation
possible on
both sides

Height
adjustment
range
40 - 80 cm



◀ With the Rotadorm bed series, the positions of the individual elements of the lying surface can be individually adjusted and programmed to the patient's needs

A stable patient lifting pole and the adjustable ergonomic handle are included in the standard version of our stand-up beds.

The **Rotadorm Care** is the proven care bed with integrated stand-up function from ISKOMed. With its high level of functionality, this registered aid provides support and relief in everyday life for both patients and carers.

Product details

- | 85 cm wide single bed, available in 3 lengths
- | Height, head section, neck section, thigh support, lower leg support and turning mechanism individually electronically adjustable
- | 2-section special mattress with incontinence cover
- | Patient lifting pole with handle
- | Removable patient handles
- | Side rails with function lock
- | Programming and patient hand control
- | Stable scissor lift system for height adjustment

Product enquiry: Rotadorm Care



| **Aid numbers for insurances:**
19.40.01.8003 health ins.
50.45.01.4003 nursing care

Rotadorm Low

The stand-up bed for smaller patients



Max.
patient
weight
135 kg

Safe
working load
175 kg

3 lengths
adjustable:
200, 210 and
220 cm

Height
adjustment
range
34 - 78 cm

Direction
of rotation
possible on
both sides



◀ The mattress base can be turned in and out manually using the emergency release on the rotary motor.

▶ The special low-floor design enables particularly low entry and exit and is therefore particularly suitable for smaller patients under 165 cm tall.



The **Rotadorm Low** was developed as a stand-up bed for people under 165 cm tall. It offers all the functionalities of the Rotadorm series, such as individually adjustable frame elements and the option of saving all individual settings for daily use.

Product details

- | 85 cm wide single bed, adjustable to three lengths
- | For individual stand-up procedure with low seat height
- | Height, head section, neck section, thigh support, lower leg support and turning mechanism individually electronically adjustable
- | 2-section special mattress with incontinence cover
- | Patient lifting pole with handle
- | Removable patient handles in frame colour
- | Programming and patient hand control
- | Optionally with battery system for self-sufficient use of all functions
- | Stable scissor lift system for height adjustment
- | Individually braked double swivel castors

Product enquiry: Rotadorm Low



Rotadorm Max / Max Low

The stand-up bed for obese patients


Max.
patient
weight
180 kg

Safe
working load
220 kg

3 lengths
adjustable:
200, 210 and
220 cm

Height
adjustment
range
34 - 78 cm or
40 - 80 cm

Direction
of rotation
possible on
both sides



◀ The independently controllable neck support ensures greater sitting and lying comfort and can provide ergonomic support when getting up (left image).

◀ Beech-look side panelling creates a cosy, homely ambience.

The Maxi version of our **Rotadorm bed series** offers obese patients stability in everyday life, whether sleeping or getting up. The Low version is ideal for people under 165 cm tall.

Product details

- | 100 cm wide single bed, adjustable to three lengths
- | Height, head section, neck section, thigh support, lower leg support and turning mechanism individually electronically adjustable
- | 2-section heavy-duty mattress with incontinence cover
- | Patient lifting pole with handle
- | Removable patient handles in frame colour
- | Programming and patient hand control
- | Optionally with battery system for self-sufficient use of all functions
- | Stable scissor lift system for height adjustment
- | Individually braked double swivel castors
- | Emergency release for rotating mechanism for Rotadorm Max Low

Product enquiry: Rotadorm Max / Max Low



Rotadorm Mobil

The transportable stand-up bed

Max.
patient
weight
135 kg

Safe
working load
175 kg

2 lengths
adjustable:
**200 and
210 cm**

Height
adjustment
range
31 - 81 cm

Direction
of rotation
possible on
both sides



- ◀ Mounted on the transport adapters, the bed is so small that it can be transported in almost any lift and is no longer held up by any door frame.
- ▶ Four functions can be saved with the service handset.



The **Rotadorm Mobil** was developed for use in short-term care at home. The stand-up bed can be quickly and easily assembled and disassembled and stowed away to save space when it is not needed. Four individual settings can be saved using the service handset, which are a practical aid for patients and carers in everyday life.

Product details

- | Mobile single bed with 90 cm width, adjustable to two lengths
- | Four programmable positions: lying, turning, sitting and standing up
- | 2-section special mattress with incontinence cover
- | Trendelenburg and anti-Trendelenburg positioning possible
- | Additional stand-up function through programmable tilting of the thigh support
- | Braking system on head and foot side
- | Transport dimensions: 80 x 96 x 109 cm (W x L x H)
- | Transport adapter included
- | Easy to transport and store thanks to small dimensions
- | Removable patient handles

Product enquiry: Rotadorm Mobil



| **Aid numbers for insurances:**
19.40.01.8005 health ins.
50.45.01.4005 nursing care

Multidorm Mobil


The nursing bed with electric folding function

Max.
patient
weight
135 kg

Safe
working load
175 kg

Dimensions:
90 x 200 cm

Height
adjustment
range
40 – 80 cm



◀ After the automatic unfolding process, the Multidorm Mobil is a fully-fledged nursing bed that complies with the requirements of the ISO 60601-2-52 standard.

The **Multidorm Mobil** is perfect for quick use in home care. It can be folded and unfolded electrically at the touch of a button and can be stored in a space-saving way. Thanks to the patented side rail solution, no tools are required to set up and dismantle the bed.

Product details

- | Mobile single bed with 90 cm width
- | Trendelenburg and anti-Trendelenburg positioning possible
- | Individually braked and very robust castor system
- | Particularly fast assembly and disassembly due to integrated folding motor
- | Integrated holding brackets for transporting the side rails
- | Patented side rail pick-up system
- | Easy to transport and store thanks to small dimensions
- | Can be unfolded by one person alone

Product enquiry: Multidorm Mobil



Multidorm Max

The most stable nursing and stand-up bed

Max.
patient
weight
260 kg

Safe
working load
325 kg

Dimensions:
120 x 220 cm

Height
adjustment
range
43 - 80 cm



◀ Thanks to its multifunctional mobility, the Multidorm Max is also ideal for use as a stand-up bed in care settings.

The high stability of the Multidorm Max is guaranteed in all adjustable positions.

The **Multidorm Max** has an extremely stable design with a lifting lever system and a larger lying surface, making it particularly suitable for obese patients. It offers the best possible support for patients and carers in the heavy-duty care sector. After removing the foot section, it is also possible to stand up in a forward position over the end of the bed.

Product details

- | Single bed with extra large lying surface
- | Stable patient double lifting pole with adjustable handle
- | Stainless steel impact protection made to order
- | Integrated support feet for a safe foot-lowering or standing-up process
- | Trendelenburg and anti-Trendelenburg positioning possible
- | Central braking system with high-quality hospital rollers

Product enquiry: Multidorm Max



Multidorm Flex

The verticalization bed for your home

Max.
patient
weight
135 kg

Safe
working load
175 kg

Dimensions:
90 x 200 cm

Height
adjustment
range
40 - 80 cm



◀ The Multidorm Flex can be controlled via the handset or the control panel on the bed.

▶ If the patient is in the standing position in the event of a power failure, the bed can be lowered using the manual emergency release.



The **Multidorm Flex** is primarily used for passive standing training in home care and is often used for the early mobilisation of patients. The standing position serves to strengthen the circulation, improve breathing, prevent osteoporosis and drain the upper urinary tract, among other things.

Product details

- | Single bed with verticalisation function
- | Standing function and TV position individually programmable
- | Integrated manual emergency lowering
- | Belt system with three high-quality tethers
- | Central braking system

Product enquiry: Multidorm Flex



| Aid numbers for health insurances:
19.40.01.4102 and 19.40.01.4004

Multidorm Dekuflex


The stand-turn bed

Max.
patient
weight
135 kg

Safe
working load
175 kg

Dimensions:
110 x 205 cm

Height
adjustment
range
44 - 82 cm



◀ The bed can be tilted sideways by up to 30° horizontally. For better visibility of the inclination, in the image the footplate is shown slightly transparent.

▶ The clamping system of the side panels and side rails can be released without tools to ensure quick access to the patient.



The **Multidorm Dekuflex** offers decubitus prophylaxis and standing training. With its lateral inclination capability, the stable bed is an alternative to the alternating pressure system, especially if the patient has also been prescribed standing training. For standing training, the special bed can be verticalised up to an angle of 85°.

Product details

- | Single bed with enlarged lying surface
- | Lateral tilt up to 30°
- | Height-adjustable metal side rails
- | 3-part belt system for patient restraint
- | Quickly removable side elements
- | Verticalisation unit with side bearing function
- | Individually braked double swivel castors

Product enquiry: Multidorm Dekuflex



Nursing beds

Product finder

Find the right bed for your requirements quickly:
www.iskomed.de



The high-quality motorised systems for the care beds are available with many hand control elements that are individually adapted to the respective care situation.

Our care beds are always equipped with electric functions for adjusting the height, head section and leg rest as standard.

Depending on the design, a Trendelenburg function can be offered, e.g. for end lift systems.

In addition, many care beds have a comfort button row that enables simultaneous control of the head and foot sections. This allows the patient to be moved quickly into a comfortable sitting/lying position.

For many people in need of care, the bed is at the centre of their everyday lives, whether at home or in a care home. From sleeping to taking meals to receiving visitors - patients spend most of the day in their bed. Comfort, ease of use and safety are therefore of great importance to them.

In addition, carers require sufficient care height, stability and functions that take the physical strain off them at work.

ISKomed care beds have been in use for many years in nursing homes, residential homes for the elderly and disabled as well as in patients' homes. They are valued for their stability, functionality and durability.

Many care beds from our range also have their own aid number and are therefore recognised as aids by the Association of Statutory Health and Care Insurers.

Depending on the model, different lifting systems are used in our care beds, from the end lift system and scissor lift to the extremely stable lifting lever system in the units for obese patients. In the standard version, the beds are manufactured in a beech finish.

With the large selection of accessories on our website, you can configure a care bed that fully meets the needs of both patients and carers. We are also happy to realise special requirements for you, such as size, cover material or design. We will be happy to advise you on the most suitable equipment for your case.

Curadorm Comfort

The stable standard nursing bed

Max.
patient
weight
135 kg

Safe
working load
175 kg

Available in
3 widths and
3 lengths

Height
adjustment
range
33 – 83 cm or
40 – 90 cm



◀ With the Curadorm Comfort control, the comfort position can be selected at the touch of a button, in which the legs and upper body are raised simultaneously.

▶ The integrated step-by-step locking mechanism at the foot end ensures that a high leg position can also be achieved without external help by using the hand control.



The **Curadorm Comfort** is the entry-level model in the stable and comfortable class of scissor lift systems. Durable materials and high-quality workmanship ensure a long product life when used at home or in care facilities. Easy operation and safe standing at any height are the special features of the Curadorm Comfort.

Product details

- | Single nursing bed for use in a nursing home or at home
- | 3 widths: 90, 100 or 120 cm
- | 3 lengths: 200, 210 or 220 cm
- | 4-section lying surface with springwood slats (for 90 and 100 cm width) or with metal grids (120 cm width)
- | Hand control with 4 functions and single function lock
- | High-quality Linak motor system

Product enquiry: Curadorm Comfort



| **Aid numbers for insurances:**
19.40.01.3115 health ins.
50.45.01.1123 nursing care

Curadorm Pro

The nursing bed for the ward

Max.
patient
weight
170 kg

Safe
working load
210 kg

Available in
3 lengths:
200, 210 and
220 cm

Height
adjustment
range
32 - 82 cm



◀ The central brake system locks all four casters simultaneously, so that the bed can be easily and securely positioned directly against the wall.

▶ Adjustable mattress holders ensure high flexibility and additional safety when securing different support systems.



The **Curadorm Pro** is a nursing bed with scissor lift system primarily for professional use in nursing homes and rehabilitation centres. The particularly large adjustment range and the high-quality castor system with central brake are especially appreciated by carers in everyday nursing care.

Product details

- | Single nursing bed in 80 or 90 cm width
- | 4-section, stable lying surface with hygienic metal grid
- | Patient lifting pole with ergonomic handle
- | Hand control with 4 functions and single function lock
- | System cut-out on headboard and footboard for storage (e.g. duvets)
- | High-quality Linak motor system
- | Clinic double castor system with central brake

Product enquiry: Curadorm Pro



Curadorm Max

The stable nursing bed for obese patients

Max.
patient
weight
350 kg

Safe
working load
up to 390 kg

Available in
4 widths and
3 lengths

Height
adjustment
range
40 - 80 cm



◀ The system cut-out at the head and foot end is ideal for storing bedding.

▶ The lying surface with metal straps is not only extremely robust, but can also be disinfected very quickly and easily.



The **Curadorm Max** offers maximum stability for daily care use in the obese sector. The highly efficient lifting lever system and the lying surface with metal straps provide patients weighing up to 350 kg a safe bed with all the comforts, from the individually adjustable frame elements to the hand control with individually lockable functions.

Product details

- | 4 widths: 90, 100, 120 or 140 cm
- | 3 lengths: 200, 210, or 220 cm
- | 4-section lying surface with sturdy metal straps
- | Patient lifting pole with ergonomic handle
- | Hand control with 4 functions and single function lock
- | Powerful Linak motor system
- | Individually braked heavy duty swivel castors

Product enquiry: Curadorm Max



Belladorm Comfort / Pro

The nursing bed for the cost-conscious

Max.
patient
weight
170 kg

Safe
working load
210 kg

Available in
2 widths

Height
adjustment
range
20 - 60 cm or
40 - 80 cm



◀ The Belladorm Pro is supplied with wooden panelling for the head and foot area to cover the lifting motors.

▶ The functional stand-up aid was specially developed for the Belladorm series.



At ISKMed, the **Belladorm series** stands above all for a lot of ground clearance. With a lifting system integrated at the head and foot end, there are no tubes or struts under the bed to interfere with the high stability of the bed. For patients who use a lift, Belladorm is therefore the first choice. The care bed is registered as an aid with the health and care insurance companies.

Product details

- | Single bed lying surface 80 – 90 x 200 cm
- | Available in 4 versions: Comfort without wood panelling, Pro with concealed lift motors and each Low version with lower entry
- | 4-section lying surface with metal grid support
- | Lower leg support with ratchet function – leg elevation possible via control by patient
- | Electric adjustment for height, head and leg section
- | Hand control with 5 functions and locking options
- | Trendelenburg and anti-Trendelenburg positioning possible
- | Powerful motor system (24V) with external power supply unit
- | Individually braked swivel castors

Product enquiry: Belladorm Comfort / Pro



| **Aid numbers for insurances:**
19.40.01.3038 health ins.
50.45.01.1077 nursing care

Belladorm Max

The standard nursing bed for obese patients

Max.
patient
weight
280 kg

Safe
working load
up to 320 kg

Dimensions:
120 x 200 cm

Height
adjustment
range
22 - 62 cm or
40 - 80 cm



◀ The sturdy lying surface of the Belladorm Max is specially designed for the high loads in the care of obese patients. A specially developed mechanism in the head and foot sections ensures stability even when the patient is sitting on one side of the bed.

▶ The five-way manual switch also offers a Trendelenburg and a comfort function.



The **Belladorm Max** is the perfect solution for patients weighing up to 280 kg. The nursing bed offers variable floor clearance for the use of patient lifts. The Belladorm Max is registered as an aid with health and care insurance companies.

Product details

- | 4-section lying surface with metal grid support
- | Patient lifting pole with handle
- | Stabilization system for lateral loads
- | Electric adjustment for height, head and leg section
- | Hand control with 4 or 5 functions and single function lock
- | Trendelenburg and anti-Trendelenburg positioning possible up to 220 kg patient weight
- | High quality Linak motor system
- | Individually braked castors

Product enquiry: Belladorm Max



| **Aid numbers for insurances:**
19.40.01.7014 health ins.
50.45.01.3014 nursing care

Belladorm Duo

The partner nursing bed

Max.
patient
weight
2 x 135 kg

Maximum
total load
350 kg

Dimensions:
180 x 200 cm

Height
adjustment
range
36 - 76 cm



◀ With a variety of adjustment functions for both halves of the bed, both partners enjoy optimum comfort. The leg elevation designed with a step-by-step locking mechanism is also possible at the touch of a button (left image).

◀ Two separate handsets ensure individual freedom of movement.

Belladorm Duo is the care bed for couples who want to lie and sleep together in a stable and comfortable way. Among other things, the care bed is equipped with two handsets: one controls the head and foot area on one side of the bed. The other handset adjusts the height as well as the head and foot area and also has an auto-contour function for the second side of the bed.

Product details

- | Double bed with individual lying surfaces
- | 2 x 4-section lying surface with stable metal grid support
- | Patient lifting pole with handle
- | 4-way manual switch with single function lock
- | 2-way manual switch with single function lock for the partner bed
- | Stabilisation system for one-sided loading
- | High-quality Linak motor system

Product enquiry: Belladorm Duo



Special installation frames

Product finder

Quickly find the right frame
for your requirements:
www.iskomed.de



The sample images show a successful integration of our two Vario systems Curadorm and Rotadorm into a partner bed. The mattress base heights of both units can be perfectly harmonised.

While the Curadorm version has the functionalities of a normal care bed (both the height and the head and foot sections are electrically adjustable), the Rotadorm

version also has an integrated stand-up function on the left half of the bed.

It is even possible to install two Rotadorm versions in a partner bed so that both partners can enjoy the stand-up function.

Stay variable in your design! At ISKOmed, Vario stands for variable use, which we mean literally: The special installation frames can be inserted into almost any bed surround requested by the patient. The result is a bed with the functions of a fully-fledged care bed, with a stand-up function if required, which fits in perfectly with the furnishing style.

Only a few aspects need to be taken into account for the bed surround to ensure functionality and safety. As the manufacturer of the bed frame, we advise you on choosing the right surround and support the bed manufacturer or fitter in implementing the necessary specifications.

The Vario solution is popular with patients who want to retain their own style of living. The width of the frames also makes them suitable for double beds. This means that the partner in need of care can continue to sleep in the same bed, which is particularly important for emotional stability.

Ideally, the installation frame fits perfectly into the bed and creates a harmonious look in the bedroom.

Curadorm Vario

The special installation frame

Max.
patient
weight
up to 220 kg

Safe
working load
up to 260 kg

Height
adjustment
range
31 – 87 cm



◀ With the integrated step-by-step locking/adjustment mechanism of the lower leg support, a foot elevation can also be achieved with the insert frame by means of hand control.

▶ The lower frame is equipped with variable fastening elements for optimum connection to the bed frame.



With a **Curadorm Vario** installation frame, an individual bed surround can be converted into a safe care bed. The standard frames from ISKOMed are available in two widths and are also suitable for double beds. Familiar functions such as height adjustability or handset with function buttons complete the frame for more comfort in everyday life.

Product details

- | High quality 3 motor nursing bed system
- | Available for bed frames from 80 to 100 cm wide
- | 4-section lying surface with springwood slats
- | Incl. patient lifting pole and handle
- | 4-way manual switch with single function lock
- | Comfort function
- | Adjustable mattress support bracket

Product enquiry: Curadorm Vario



| **Aid numbers for insurances:**
19.40.03.0023 health ins.
50.45.03.0023 nursing care

Rotadorm Vario

The installation frame with stand-up function

Max.
patient
weight
up to 135 kg

Safe
working load
up to 175 kg

Height
adjustment
range
40 - 80 cm

For bed frames
with a width
of 90 cm

Direction
of rotation
possible on
both sides



◀ The stand-up function of the Vario version of our Rotadorm bed series can also be customised to the patient and saved.

▶ With a special installation frame placed in any bed, a care bed can be created that perfectly matches the interior design style.



The **Rotadorm Vario** is a special installation frame which, in addition to the usual comfortable functions of ISKOMed nursing beds, also has a turn/sit and stand-up function. The frame fits perfectly into an existing bed frame and offers patients and carers every comfort in everyday care. The Rotadorm Vario can be used in a single or double bed.

Product details

- | High-quality 6-motor nursing bed system
- | Length individually adjustable: 200 and 220 cm
- | 2-section special mattress with integrated brackets
- | 5-section lying surface with springwood slats
- | Variable adjustable mattress support brackets
- | Patient lifting pole with ergonomic handle
- | Programming and patient hand control

Product enquiry: Rotadorm Vario



| **Aid numbers for insurances:**
19.40.03.3002 health ins.
50.45.03.3002 nursing care

ISKO Koch GmbH

Egerländer Str. 28

95448 Bayreuth

Germany

Tel +49 921 150845-0

Fax +49 921 150845-45

info@iskomed.de